



**INISTAND**

Gesellschaft zur Förderung  
der Qualitätssicherung  
in medizinischen Laboratorien e.V.

Come inserire e consultare i risultati VEQ  
«in pillole»

<https://www.instand-ev.de/it/instand-test-valutativi/programma-eqa/>



IN STAND



RV-Online  
Login

Informazioni su IN STAND ▾

Attività scientifiche ▾

IN STAND Test valutativi ▾

Laboratorio di taratura ▾



> IN STAND Test valutativi > [Programmi VEQ](#)

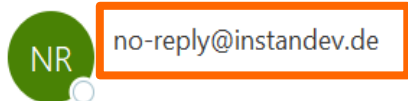
Programma EQA

Stabilità di spedizione

Contatto

In fase di iscrizione segnalare almeno due indirizzi email degli **effettivi utilizzatori** della piattaforma, che riceveranno da INSTAND la password personale di accesso.

Your registration at RV-Online



Dear participant

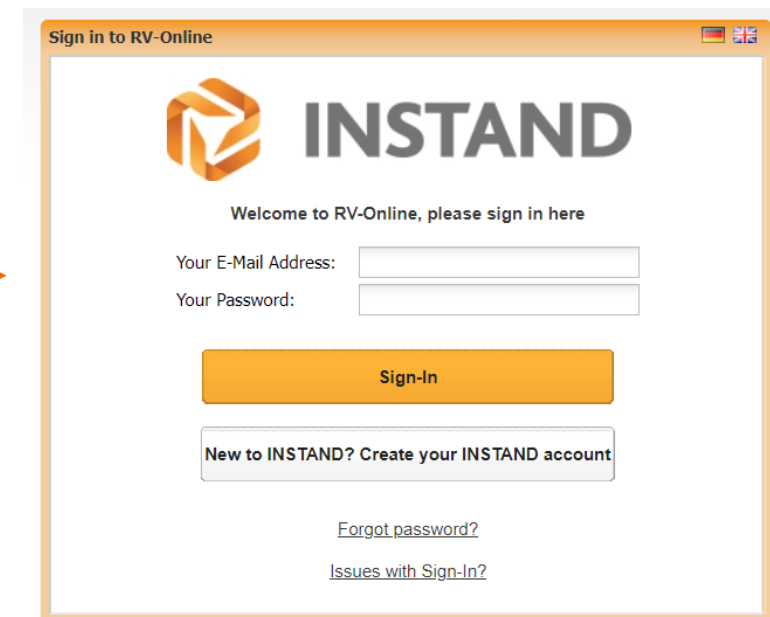
Thank you for registering at RV-Online.

The username to log in to RV-Online is your email address:  Your password is:

You can sign into RV-Online using the following link:

<https://rv-online.instandev.de>

With kind regards,  
Your INSTAND e.V. Team





Inserimento  
risultati



Result Entry

Visualizzazione  
report



My evaluation





Evaluation summary



Statistics

**Result Entry**

**Filter (inactive)** ⌵

State: Current ▾ | 
 EQA status: All ▾ | 
 Year: 2024 ▾ | 
 Appointment:  | 
 EQA name:  | 
 EQA-Group:  | 
 Shipping date:   | 
 Deadline:  

| 
 | 
 | 
 | 
 |

EQA status	Entry status	File	Note	Information	Safety-info	EQA name	EQA-Group ▲	Appointment ▲	Shipping date	Deadline
						Haematology 10 - Immunophenotyping 01	213	2	03/12/24	03/22/24

↑  
Informazioni sul materiale e schede di sicurezza

↑  
**Link per inserimento risultati**

↑  
Calendario e scadenze

[EQA not marked as complete.] Result sheet: Haematology 10 - Immunophenotyping 01 (Group: 213, 14 Parameter, Deadline: 03/22/24)

Certificate address (Customer number: )

Contatti del referente Instand  
per il programma specifico



EQA schemes: Haematology 10 - Immunophenotyping 01  
EQA expert: Prof. Dr. med. Wolfgang Kern  
E-Mail: [wolfgang.kern@mll.com](mailto:wolfgang.kern@mll.com)  
Contact form: [INSTAND](#)

Value input - 14 Parameter

Method:  Hematology system:   
 Sample reception date:  Sample processing date:






No.	Description	Standard unit	Unit	Sample 21	Converted 21	Sample 22	Converted 22
2	Lymphocytes (as % of all leucocytes)	%		<input type="text"/>		<input type="text"/>	
3	T-Lymphocytes (as % of all lymphocytes)	%		<input type="text"/>		<input type="text"/>	
4	B-Lymphocytes (as % of all lymphocytes)	%		<input type="text"/>		<input type="text"/>	
5	NK-cells without CD3-expression (as % of all lymphocytes)	%		<input type="text"/>		<input type="text"/>	
6	CD4 pos. Lymphocytes with CD3-expression (as % of all lymphocytes)	%		<input type="text"/>		<input type="text"/>	
8	CD8 pos. Lymphocytes with CD3-expression (as % of all lymphocytes)	%		<input type="text"/>		<input type="text"/>	
1	Leucocytes	/nl	<input type="text"/>	<input type="text"/>		<input type="text"/>	
12	Lymphocytes	/nl	<input type="text"/>	<input type="text"/>		<input type="text"/>	
13	T-Lymphocytes	/nl	<input type="text"/>	<input type="text"/>		<input type="text"/>	
14	B-Lymphocytes	/nl	<input type="text"/>	<input type="text"/>		<input type="text"/>	
15	NK-cells without CD3-expression	/nl	<input type="text"/>	<input type="text"/>		<input type="text"/>	
7	CD4 pos. Lymphocytes with CD3-expression (/nl)	/nl	<input type="text"/>	<input type="text"/>		<input type="text"/>	
18	CD8 pos. Lymphocytes with CD3-expression (/nl)	/nl	<input type="text"/>	<input type="text"/>		<input type="text"/>	
9	sample quality		<input type="text"/>	<input type="text"/>		<input type="text"/>	<input type="text"/>

Al primo inserimento viene richiesto di selezionare:  
metodo, strumentazione e unità di misura in uso

Filter (inactive)

Year:  Appointment:  EQA-Group:  State:

Selection-Options ▾ | Evaluation Download selected | Certificate Download selected | General overview Download selected | Report Download selected

	Certificate	Evaluation	General overview	Report	State	Year ▲	Appointmen...	Date of return	EQA-Group ▲	Date of issue	EQA expert
<input type="checkbox"/>						2024	1	01/26/24	213 - Haematology 10 - Immunophenotyping 01	02/13/24	Prof. Dr. med. Wolfgang Kern
<input type="checkbox"/>						2024	2	03/22/24	213 - Haematology 10 - Immunophenotyping 01		Prof. Dr. med. Wolfgang Kern

### Listing and evaluation of the results

10020148: ASL 2 Savonese - Ospedale Santa Corona

Anatomia Patologica

Survey of 26 January 2024

Adviser: **Prof. Dr. med. Wolfgang Kern**  
 MLL Münchner Leukämie Labor GmbH  
 Max-Lebsche-Platz 31  
 81377 München  
 Tel.: +49 89 99017 200  
 Fax: +49 89 99017 209  
 Mail: wolfgang.kern@mll.com

#### 213 Haematology 10 - Immunophenotyping 01

Analyte	Sam-ple	Unit	Your value	Target value	TV-Type	Lower limit	Upper limit	Deviation	Z-Score	Meets criteria	
Lymphocytes (as % of all leucocytes)	(1,2) 11	%	29.6	28.4	SV	21.3	35.5				
	(1,2) 12		29.4	29.4	SV	22.0	36.8				
T-Lymphocytes (as % of all lymphocytes)	11	%	59.9	61.3	SV	46.0	76.6	-2.3%	-0,591	+	
	12		63.9	63.9	SV	47.9	79.9	0.0%	0	+	
B-Lymphocytes (as % of all lymphocytes)	11	%	13.7	13.8	SV	9.66	17.9	-0.7%	-0,084	+	
	12		18.1	17.9	SV	12.5	23.3	1.1%	0,185	+	
NK-cells without CD3-expression (as % of all lymphocytes)	11	%	24.5	23.8	SV	16.7	30.9	2.9%	0,279	+	
	12		17.6	16.8	SV	11.8	21.8	4.8%	0,702	+	
CD4 pos. Lymphocytes with CD3-expression (as % of all lymphocytes)	11	%	37.0	37.5	SV	28.1	46.9	-1.3%	-0,222	+	
	12		52.1	52.3	SV	39.2	65.4	-0.4%	-0,121	+	
CD8 pos. Lymphocytes with CD3-expression (as % of all lymphocytes)	11	%	21.0	22.7	SV	17.0	28.4	-7.5%	-1,19	+	
	12		11.9	11.4	SV	8.55	14.3	4.4%	0,49	+	
Leucocytes	(1,2) 11	/nl	5.31								
	(1,2) 12		5.79								
Lymphocytes	(1,2) 11	/nl	1.57	1.49	SV	1.12	1.86				
	(1,2) 12		1.70	1.60	SV	1.20	2.00				
T-Lymphocytes	11	/nl	0.922	1.01	SV	0.758	1.26	-8.7%	-0,786	+	
	12		1.05	1.12	SV	0.840	1.40	-6.2%	-0,552	+	
B-Lymphocytes	11	/nl	0.207	0.233	SV	0.163	0.303	-11.2%	-0,813	+	
	12		0.286	0.319	SV	0.223	0.415	-10.3%	-0,943	+	
NK-cells without CD3-expression	11	/nl	0.369	0.400	SV	0.280	0.520	-7.8%	-0,408	+	
	12		0.278	0.295	SV	0.207	0.384	-5.8%	-0,586	+	
CD4 pos. Lymphocytes with CD3-expression (/nl)	11	/nl	0.580	0.618	SV	0.464	0.773	-6.1%	-0,447	+	
	12		0.886	0.918	SV	0.689	1.15	-3.5%	-0,26	+	
CD8 pos. Lymphocytes with CD3-expression (/nl)	11	/nl	0.329	0.374	SV	0.281	0.468	-12.0%	-0,9	+	
	12		0.202	0.201	SV	0.151	0.251	0.5%	0,03	+	

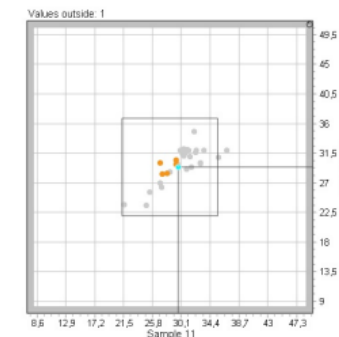
#### 213 Haematology 10 - Immunophenotyping 01

##### Lymphocytes (as % of all leucocytes) (% , N = 32)

Collective	Sam-ple	Target value	Target range	Participants collective			Rate (%)	
				AVG	CV	Num.	Sam.	total
Coulter	(1) 11	28.4	21.3 - 35.5	28.4	4.72	6		
	12	29.4	22.0 - 36.8	29.4	3.24	6		
Sysmex	11	31.6	23.7 - 39.5	31.6	4.21	10		
	12	31.5	23.6 - 39.4	31.5	3.90	10		
other systems	11	30.2	22.7 - 37.8	30.2	15.6	16		
	12	29.3	22.0 - 36.6	29.3	12.0	16		

(1) In individual cases is a statistically valid valuation with consensus value not given, because size of the collective < 8 values.

Rate of success: 93,8%







Certificato di partecipazione

# CERTIFICATE OF PARTICIPATION

Survey of 26 January 2024

You have participated in the External Quality Assessment with the following analysis

## Haematology 10 - Immunophenotyping 01 (213):

Lymphocytes (as % of all leucocytes)  
T-Lymphocytes (as % of all lymphocytes)  
B-Lymphocytes (as % of all lymphocytes)  
NK-cells without CD3-expression (as % of all lymphocytes)  
CD4 pos. Lymphocytes with CD3-expression (as % of all lymphocytes) (R: B2)  
CD8 pos. Lymphocytes with CD3-expression (as % of all lymphocytes) (R: B2)  
Leucocytes  
Lymphocytes  
T-Lymphocytes  
B-Lymphocytes  
NK-cells without CD3-expression  
CD4 pos. Lymphocytes with CD3-expression (/nl)  
CD8 pos. Lymphocytes with CD3-expression (/nl)



Certificato di superamento delle prove

# CERTIFICATE

Survey of 26 January 2024

You have fulfilled the requirements of the External Quality Assessment with the following analysis

## Haematology 10 - Immunophenotyping 01 (213):

Validity 12 months:

T-Lymphocytes (as % of all lymphocytes)  
B-Lymphocytes (as % of all lymphocytes)  
NK-cells without CD3-expression (as % of all lymphocytes)  
CD4 pos. Lymphocytes with CD3-expression (as % of all lymphocytes) (R: B2)  
CD8 pos. Lymphocytes with CD3-expression (as % of all lymphocytes) (R: B2)  
T-Lymphocytes  
B-Lymphocytes  
NK-cells without CD3-expression  
CD4 pos. Lymphocytes with CD3-expression (/nl)  
CD8 pos. Lymphocytes with CD3-expression (/nl)

# Grazie e buon lavoro!

Per approfondimenti o necessità di altre informazioni:

[m.capelli@temaricerca.com](mailto:m.capelli@temaricerca.com)

[v.signori@temaricerca.com](mailto:v.signori@temaricerca.com)

**TEMA RICERCA SRL**

Via XXI Ottobre 1944, 11/2, 40055 Castenaso (BO)

tel: **051 62 40 700**

fax: **051 62 40 706**